

School Library Profiles - 2004-2005 School Year

CORTEZ MIDDLE SCHOOL

450 WEST SECOND STREET, Cortez, CO 81321

Respondent: Karen Sheek



This report covers the research findings presented in "How School Librarians Help Kids Achieve Standards: The Second Colorado Study" as well as those reported in Fast Facts No. 180 from the Library Research Service, which show that CSAP reading scores increase with improvements in school library programs. Various predictors of academic achievement are reported for the school and its peers. Note that these predictors cannot be explained away by school or community differences. For more information visit:

<http://www.lrs.org/data-tools/school-libraries/impact-studies/>
<http://www.lrs.org/documents/fastfacts/180NRSxIL.pdf>

The data reported here reflects your school's responses to the Annual Colorado School Library Survey.

CORTEZ MIDDLE SCHOOL
Grade Level: Middle
Enrollment Range: 700 - 999

Prepared by Library Research Service
 Colorado State Library-Department of Education
 201 East Colfax Ave., Suite 309
 Denver, CO 80203-1799
 Tel.: 303.866-6900 - Fax: 303.866-6940
 Web site: www.lrs.org

Weekly Service Levels

School Library Visits per Week

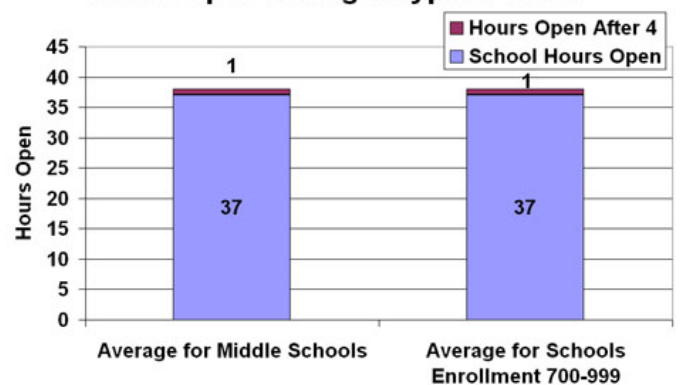
	Your School	Middle Schools Avg.	Avg. for Schools 700-999 Students
Ind. Student Visits	-	297	365
Visits per Student	-	0.60	0.40
Class/Group Visits	-	4	3

Choosing to visit the School Library as an individual, separate from a class visit, is a strong indicator of higher test scores.

Information Skills Instruction per Week

	Your School	Middle Schools Avg.	Avg. for Schools 700-999 Students
Ind. Student Visits	-	77	91
Visits per Student	-	0.20	0.10
Class/Group Visits	-	18	24

Hours Open During a Typical Week



When access to school libraries is scheduled flexibly, reading scores improve 13-22%. Flexible scheduling allows students to visit the school library individually.

	Your School
School Hours Open	37.5
Hours Open After 4pm	0.0

School Library Profiles - 2004-2005 School Year

CORTEZ MIDDLE SCHOOL

450 WEST SECOND STREET, Cortez, CO 81321

Respondent: Karen Sheek

School Library Program Development

School Library Collection

	Your School	Middle Schools Avg.	Avg. for Schools 700-999 Students
Number of Books	-	9,715	12,047
Books per Student	-	22	15
Print Subscriptions	-	19	21
Subs. per 100 Students	-	5.0	2.6
Avg. N-F Copyright	-	1989	1989

Schools with well-developed School Library programs average higher reading scores. Well-developed programs are indicated by staffing level, collection size and age, and expenditures.

Staff Availability

	Your School	Middle Schools Avg.	Avg. for Schools 700-999 Students
Librarian FTE	1.00	0.70	0.74
Lib. FTE/100 Students	0.13	0.12	0.09
Total Staff FTE	1.00	1.28	1.26
Staff FTE/100 Students	0.13	0.25	0.16

CSAP reading test scores increase with increases in total staff hours per 100 students.

* Note: For the purposes of this profile, the terms "School Library" and "Library Media Center" are equivalent. To maintain consistency, this profile uses the term "School Library."

Operating Expenses

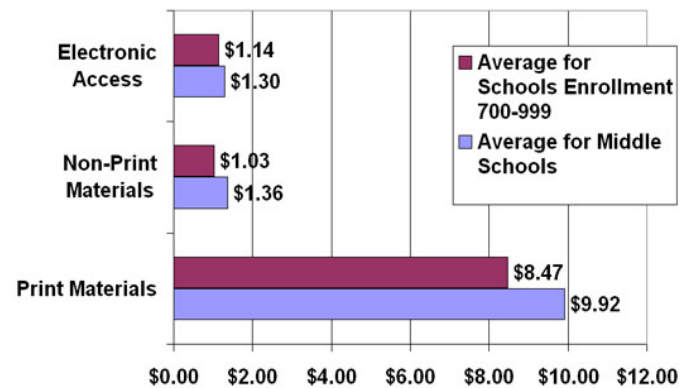
CSAP reading test scores increase with increases in:

- School Library staff hours per 100 Students
- Print volumes per student
- Periodical subscriptions per 100 students
- Electronic reference titles per 100 students
- School Library Expenditures per student

Operating Expenditures

	Your School	Middle Schools Avg.	Avg. for Schools 700-999 Students
Total Expenditures	-	8458	11001
Exp. per Student	-	15.97	13.52

Expenditures per Student



	Your School
Electronic Access	-
Non-Print Materials	-
Print Materials	-

School Library Profiles - 2004-2005 School Year

CORTEZ MIDDLE SCHOOL

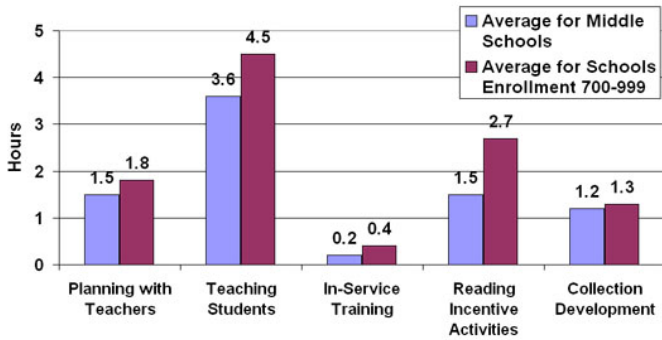
450 WEST SECOND STREET, Cortez, CO 81321

Respondent: Karen Sheek

Collaboration and Leadership

Information Technology

Weekly Hours Spent on Collaboration Activities



	Planning with Teachers	Teaching Students	In-Service Training	Reading Incentive Activities	Collection Development
Your School	-	-	-	-	-

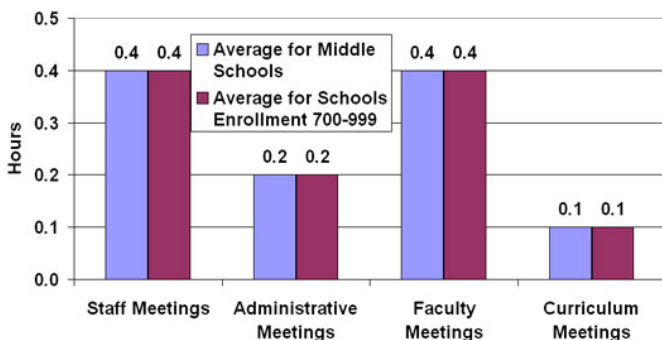
Test scores rise in both elementary and middle schools as library media specialists and teachers work together. In addition, scores also increase with the amount of time library media specialists spend as in-service trainers of other teachers, acquainting them with the rapidly changing world of information.

Computers per 100 Students

	Your School	Middle Schools Avg.	Avg. for Schools 700-999 Students
Library Computers w/Internet	-	5.8	3.5
Other School Computers w/Internet	-	18.7	16.7
Library Computers w/Catalog Access	-	4.5	3.0
Other School Computers w/Catalog Access	-	13.9	12.4
Library Computers w/Database Access	-	4.5	3.3
Other School Computers w/Database Access	-	17.8	15.3

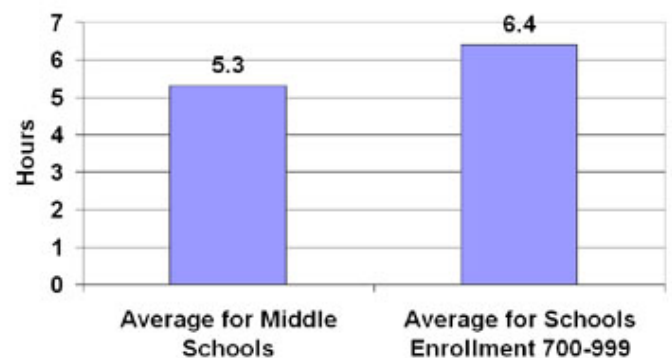
Test scores increase as school librarians spend more time managing a computer network through which the school library program reaches beyond its own walls to classrooms, labs, and offices.

Weekly Hours Spent on Leadership Activities



	Staff Meetings	Administrative Meetings	Faculty Meetings	Curriculum Meetings
Your School	-	-	-	-

Hours Spent Managing Technology



	Your School
Librarian Hours Spent Managing Technology	-